

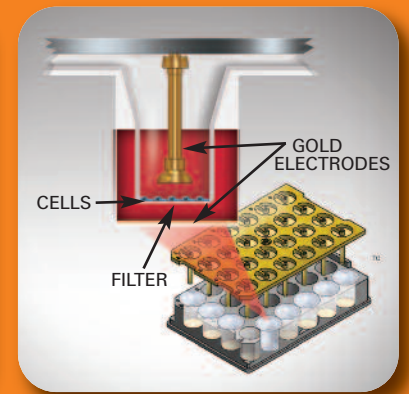


**Applied  
BioPhysics**  
*Quantifying Cell Behavior*

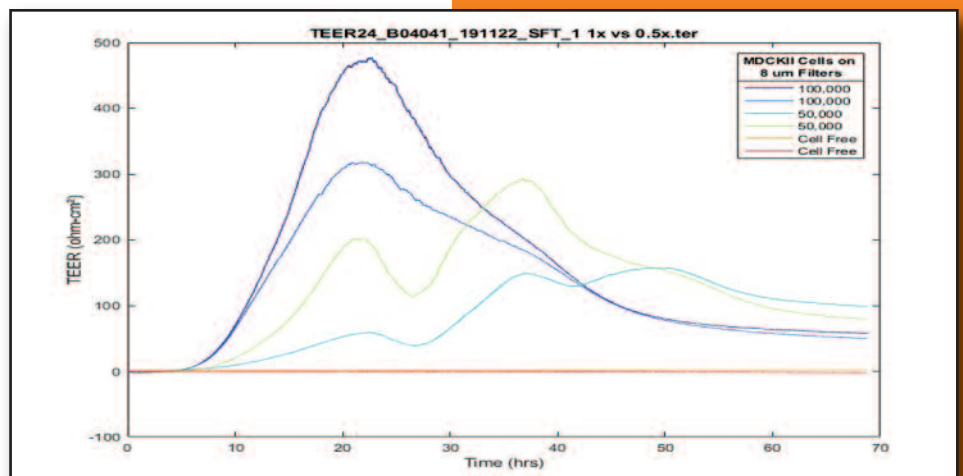
# TEER 24

## ECIS® TEER24 Barrier Function Monitoring System

Continuous  
Real-time TEER  
10-2,500 ohm-cm<sup>2</sup>



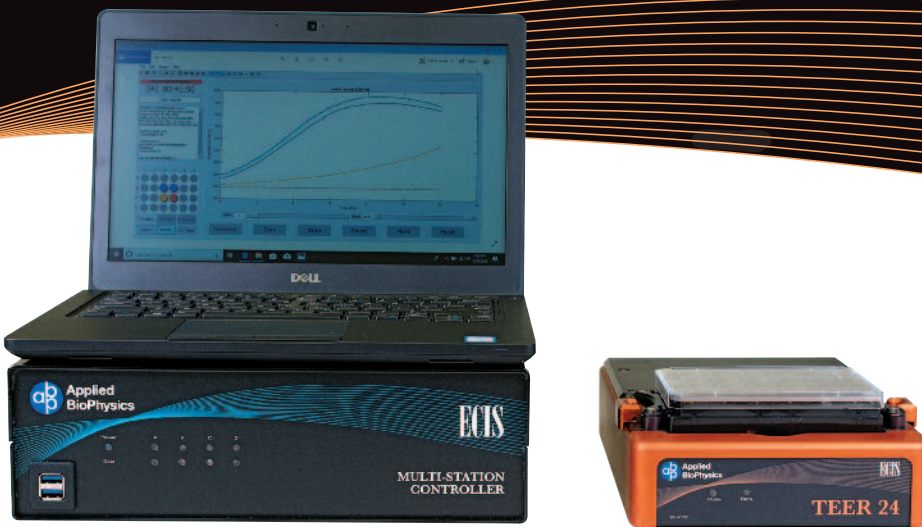
- TEER barrier function
- Uses standard 24-well membrane inserts
- Continuous measurements
- Label-free
- Automated
- Real-time data
- Incubator compatible
- User friendly software



# TEER 24

The TEER24 provides repeatable, label free automated TEER measurements to electrically monitor the barrier function of epithelial and endothelial cells as they are grown in normal CO<sub>2</sub> high humidity incubators. Data is collected continuously and reported as real-time changes in barrier function of cell layers in ohm-cm<sup>2</sup>.

This system accepts standard 24-well membrane inserts from any commercial supplier. These are placed in a disposable sterile baseplate with addressable electrodes on the well bottom. Once medium and cell suspension are added, an autoclavable array of gold dipping electrodes is inserted and measurements may begin. Even with the dipping electrodes in place, the media both in and out of the inner well can be easily reached with standard micropipettes. Never before has accurately measuring TEER of cell-barriers been easier.

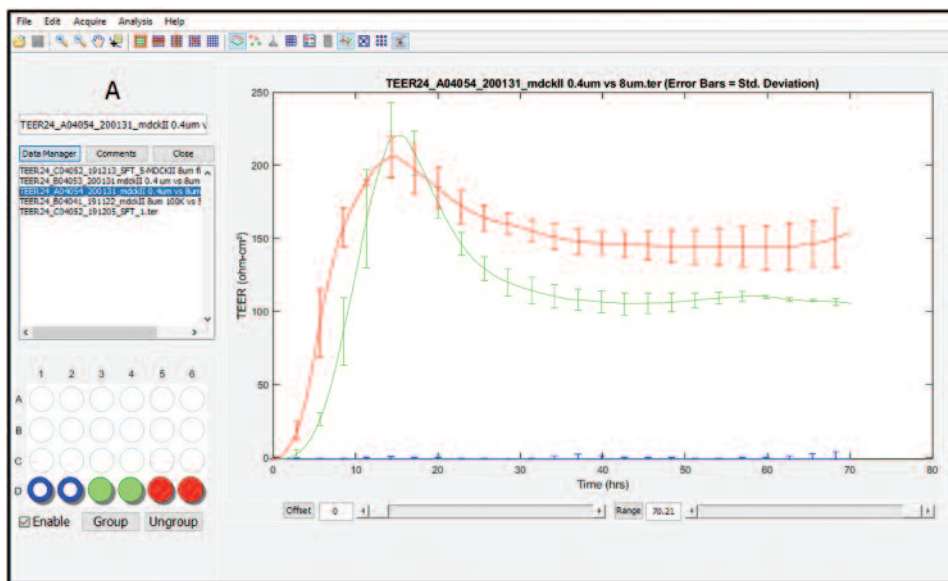


## Specifications

- Measures TEER at 75 Hz
- Uses standard 24-well 6mm filters
- Power: <10 watt, 120/240 V ac
- Station: 25.5 x 18 x 4.5 cm, 2.3 kg
- Controller: 30.5 x 25.4 x 9.8 cm, 4.5 kg
- Windows 10

## System includes

- 24-well Station
- Station Controller
- Laptop PC
- ECIS TEER24 Software
- Validation Test Array
- Common electrode array with 24 gold pins
- 4 Consumable TEER24 arrays



Distributed by:



185 Jordan Rd, Troy, NY 12180  
518-880-6860

[www.biophysics.com](http://www.biophysics.com)

600.006R5